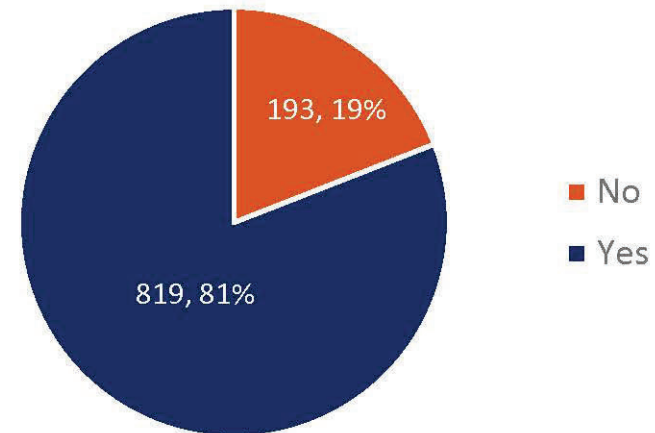
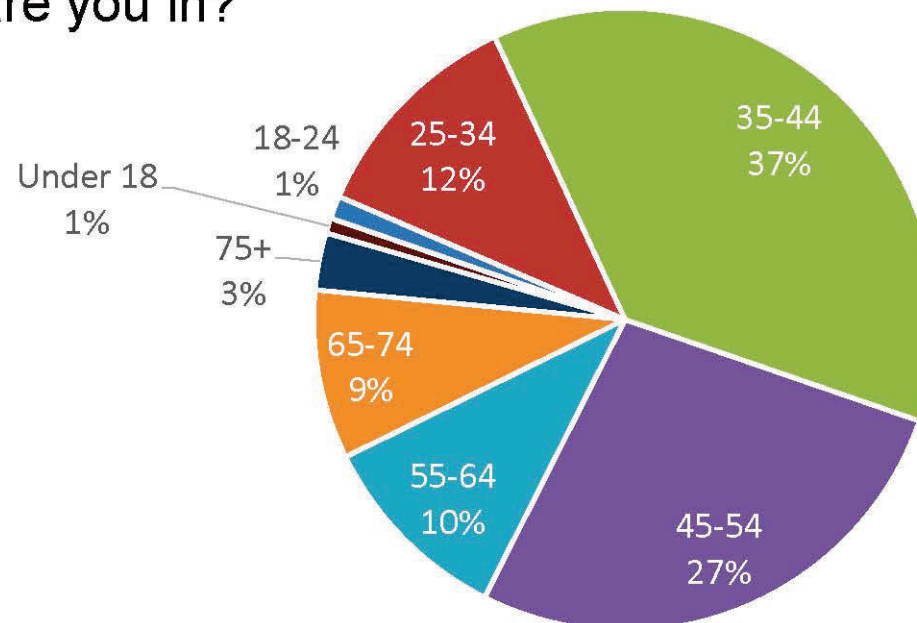

Mason Public Schools 2025 Community Input Survey Results

Demographics

Q1: Are you a homeowner in the district?

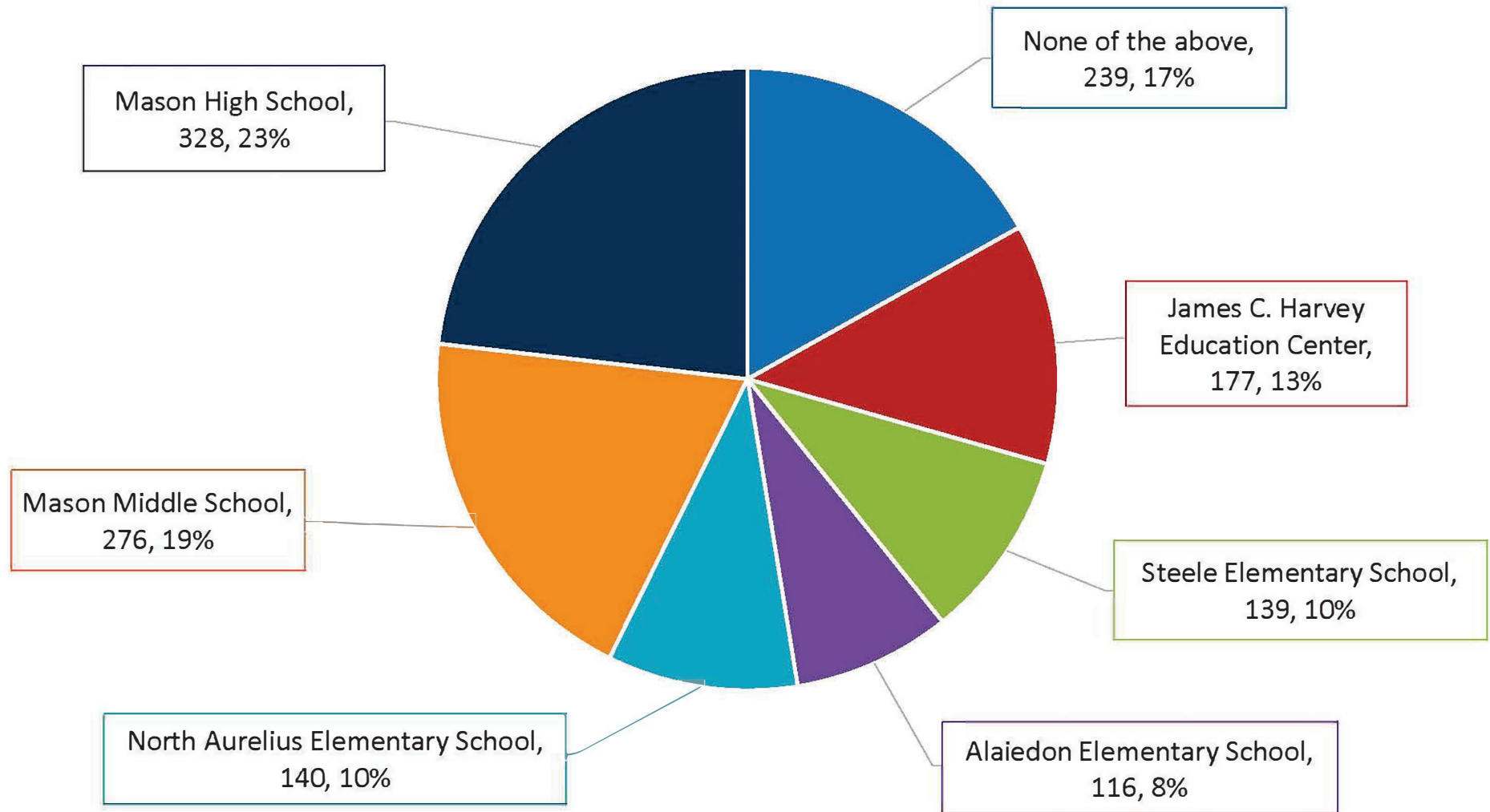


Q2: What age bracket are you in?

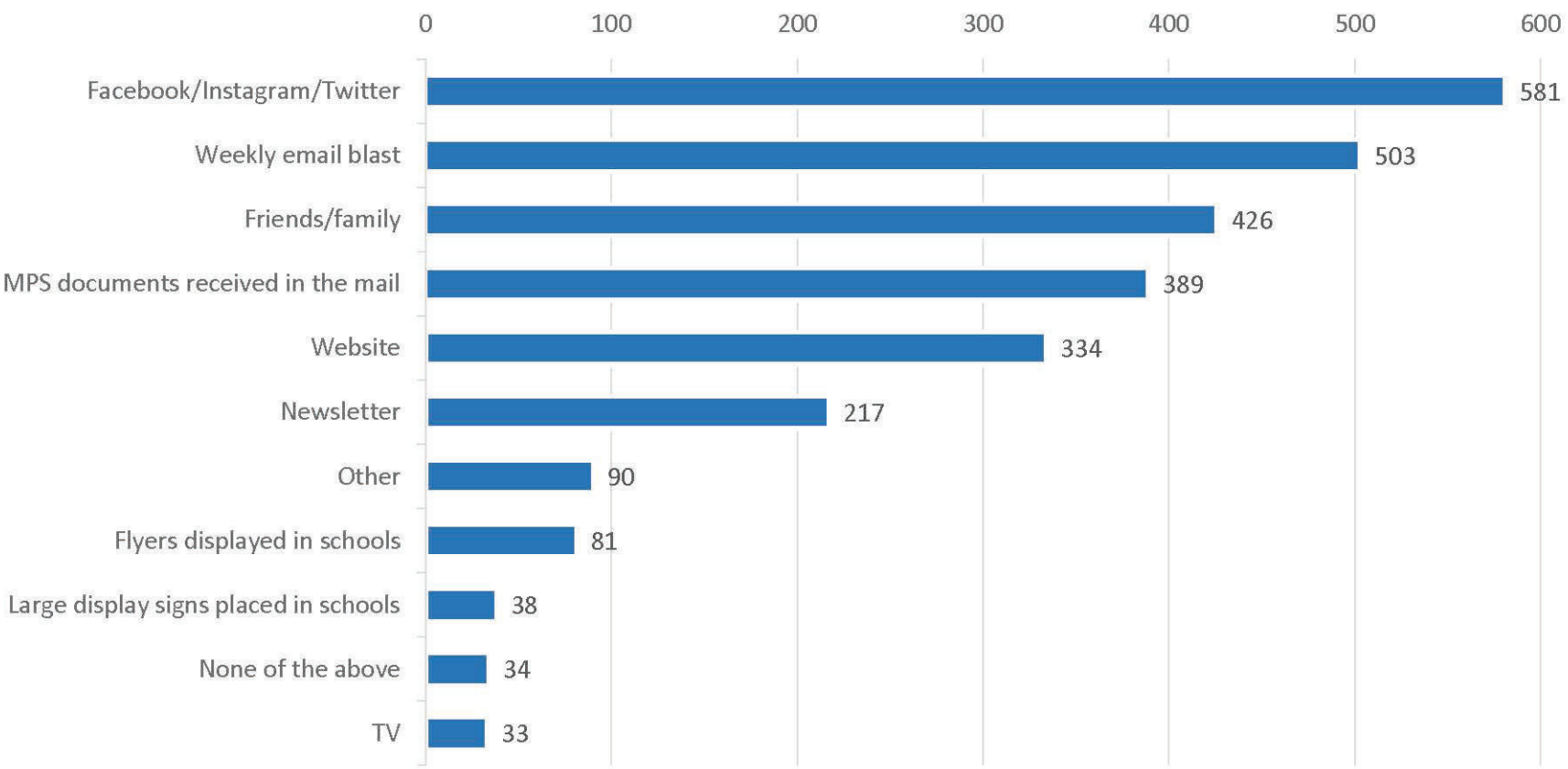


Demographics

Q3: If you have children/grandchildren (or are a student) in the district, which school(s) do they attend? Select all that apply.



Q4: How do you (and members of your household) learn about MPS programs, activities, and facilities? Select all that apply.



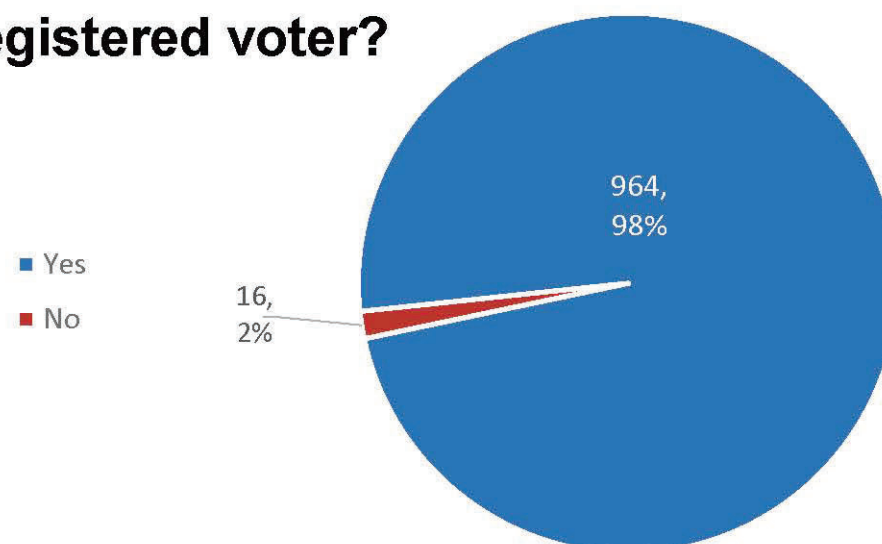
Common “Other” comment responses:

- Staff
- My kids
- Teachers
- Service clubs
- I work in the District

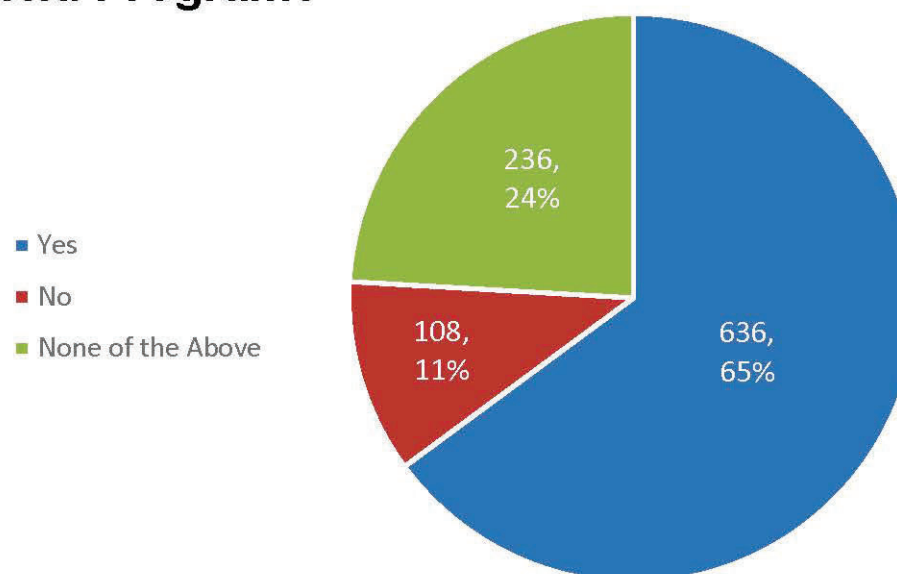
Q5: Please rate your level of satisfaction with our current buildings and facilities:

| | Excellent | Good | Fair | Needs Improvement | Poor | N/A |
|---|------------|------------|------------|-------------------|----------|------------|
| Elementary Schools | 366 37% | 396 40% | 54 5% | 27 3% | 3 0% | 144 15% |
| Middle School | 77 8% | 273 28% | 167 17% | 159 16% | 57 6% | 246 25% |
| High School | 82 8% | 269 28% | 163 17% | 174 18% | 46 5% | 231 24% |
| High School Performing Arts - Auditorium, Fine Arts, etc. | 58 6% | 235 24% | 146 15% | 193 20% | 91 9% | 244 25% |
| High School Athletic Facilities | 175 18% | 382 39% | 120 12% | 76 8% | 23 2% | 199 20% |
| STEM Labs, Lab Spaces | 96 10% | 229 24% | 94 10% | 68 7% | 15 2% | 455 48% |

Q6: Are you a registered voter?

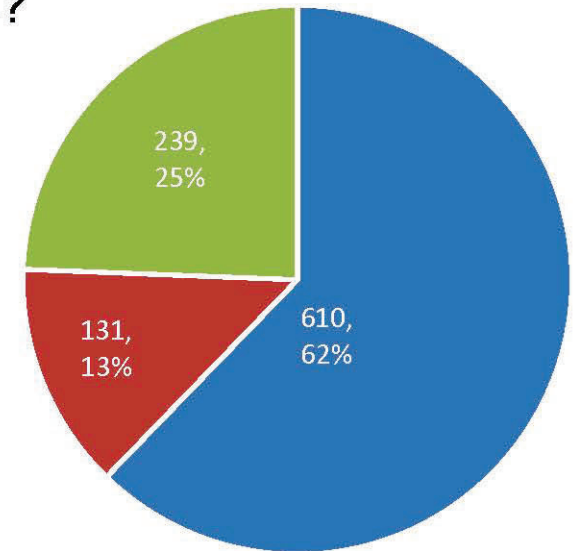


Q7: Did you support the 2017 Bond Program?



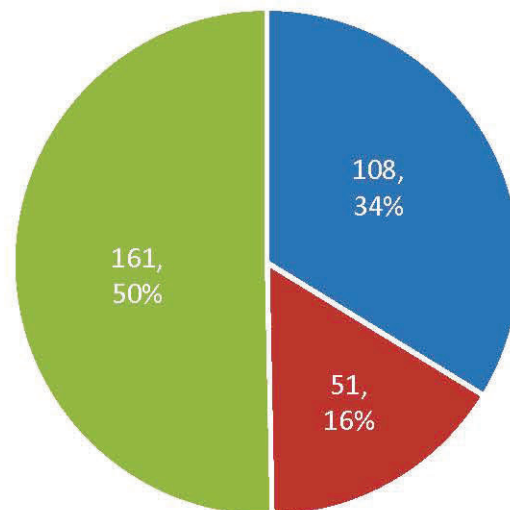
Q8: Do you feel the 2017 Bond Program was a success?

- Yes
- No
- None of the above



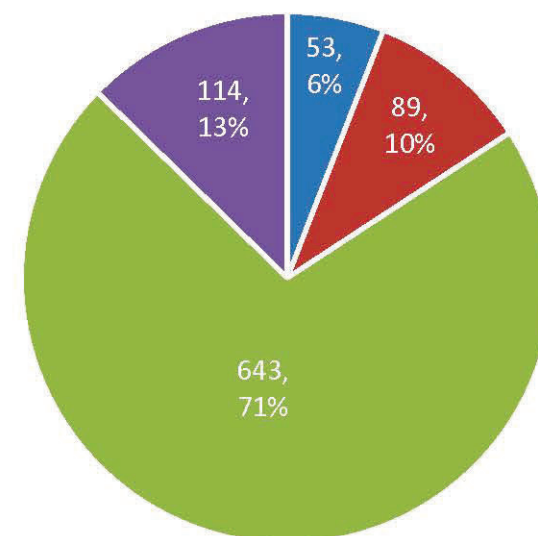
Q9: If no, please indicate the reason why.

- Not enough information to make an informed decision
- Perceived to be too much money
- Other (comments)



Q10: Where do you feel bond dollars should be focused on for a future bond program?

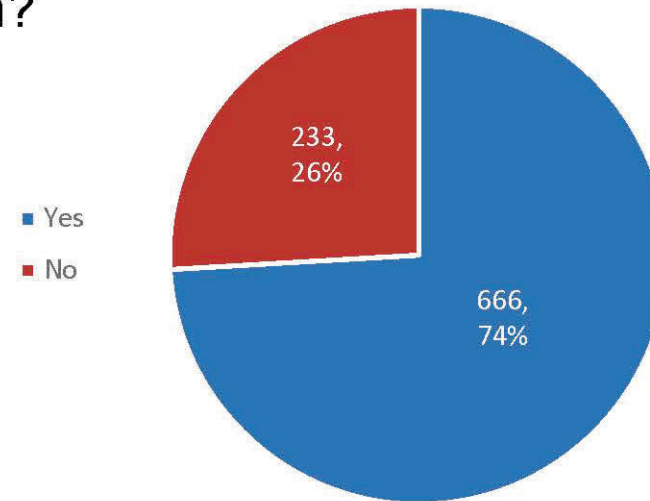
- Significant Improvements at the Middle School
- Significant Improvements at the High School
- A combination of both
- None of the above



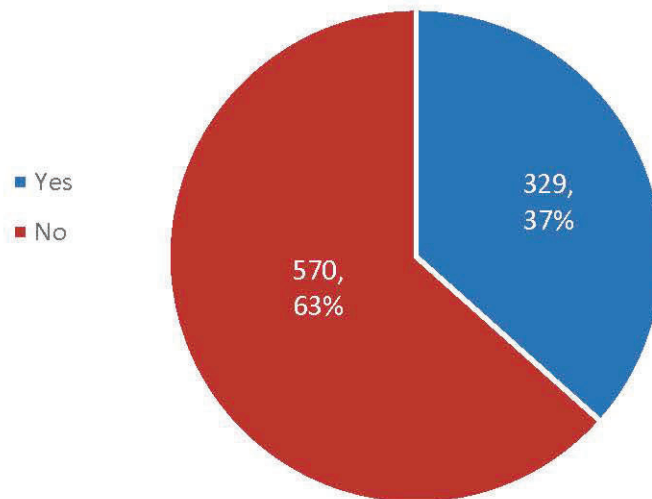
Q11: Please rank the following options for investing at the Middle School (first being the most preferred, last being the least preferred):

| | 1 | 2 | 3 |
|---|-----|-----|-----|
| The most affordable option | 408 | 259 | 232 |
| Improving existing school (renovations and additions) | 359 | 486 | 54 |
| Constructing new school | 132 | 154 | 613 |

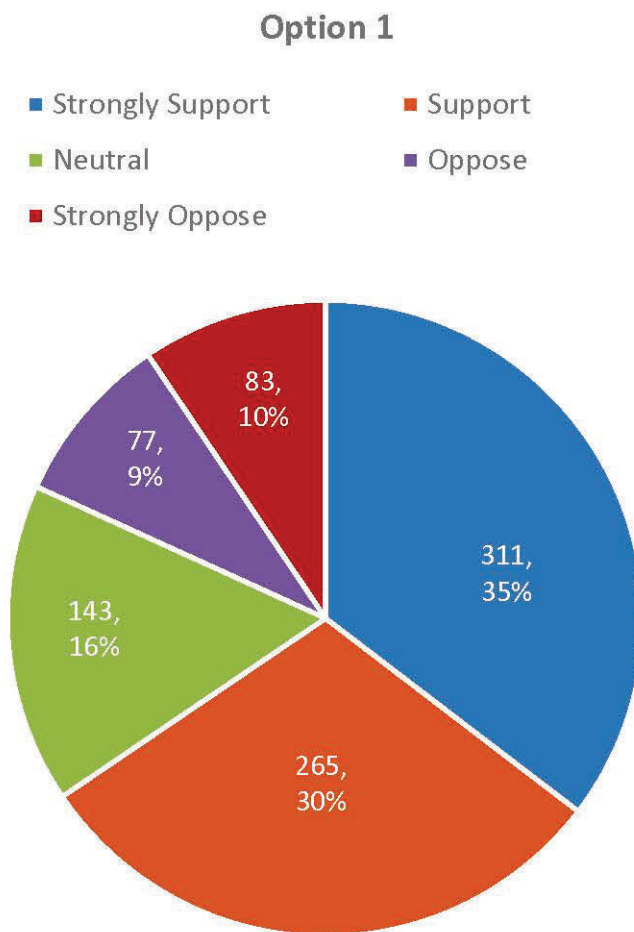
Q12: Would you support major renovations and improvements to the High School performing arts / auditorium?



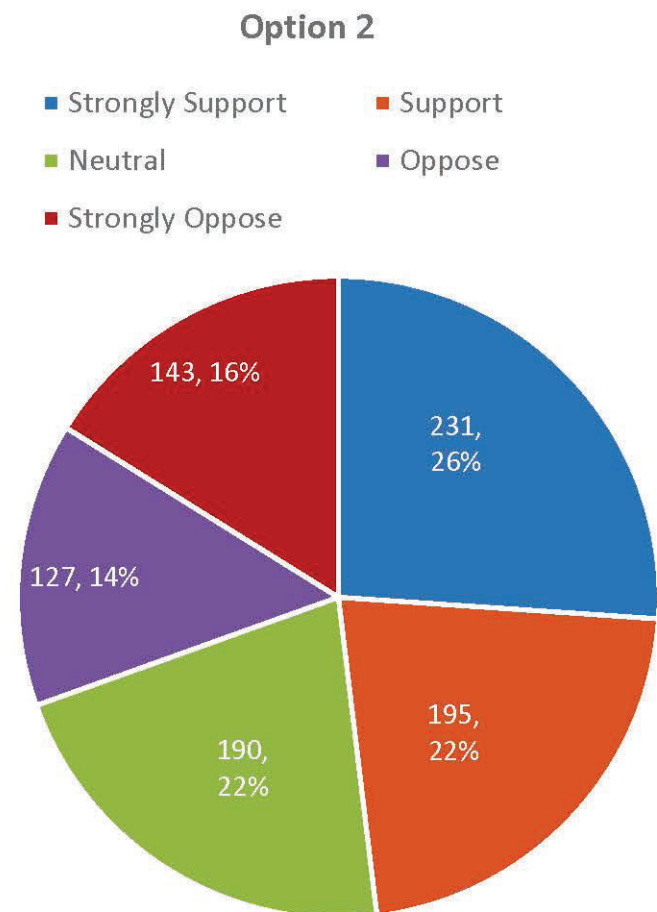
Q13: Would you support potentially upgrading our athletic fields to synthetic turf?



Q14: How likely would you be to support the following strategies:



Option 1: MPS has the opportunity to issue a new school bond (pending voter approval) that would raise enough money to do significant improvements at our Middle School and limited improvements to our High School, specifically to the performing arts auditorium. These needed funds could be levied at current millage levels without raising the community's current tax level.



Option 2: Propose a millage increase in line with other neighboring districts. This would allow us to expand upon Option #01 (above) and include significant renovations at the High School, as well as some of our athletic facilities. The impact of this property tax increase would be approximately \$11.00 per month per \$100,000 of taxable value of your home.